

ExpressBox 16 Basic

16 Slot PCI Express® Expansion System



Seamlessly expand your server or workstations with PCI Express slots

- Add (16) slots through a single host slot
- Use any combination of x1, x4, x8 and x16 cards
- Supports speeds up to 80Gbps
- x8 or x16 interconnect options
- 850W, 1700W or 850W redundant power supply
- Board-sets available for OEMs

PCI 
EXPRESS®

Rugged, Versatile PCI Express® Expansion

Easily Connect up to 16 Full Length Cards

High-Bandwidth Expansion

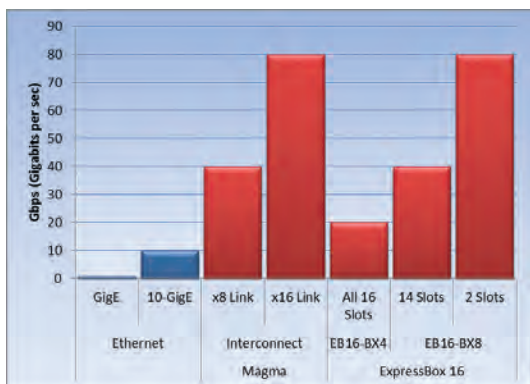
Magma's ExpressBox 16 Basic is the simplest solution to seamlessly increase the number of PCI Express® slots available to your server or workstation. ExpressBox 16 expands one host PCIe® slot to sixteen slots by extending PCI Express signals over a high-bandwidth x8 or x16 connection to an external Magma enclosure.

ExpressBox 16 consists of a pair of interface cards (x8 or x16), an iPass cable and a 4U rack-mount expansion chassis. The Magma expansion chassis is automatically configured by the System BIOS, with the expansion slots appearing transparently on the host computer.



- ☐ Hot-swappable fans provide direct cooling for PCIe cards
- ☐ Card Retainers keep cards securely in place and are adjustable to fit any size card
- ☐ Optional redundant hot-swappable power supply





**Choose X8 or X16
interconnect for
SPEEDS UP TO 80Gbps!**




Benefits:

- Transparent extension of PCI Express signals outside the computer
- Industrial solution for adding up to sixteen PCI Express slots to one computer
- Use any combination of PCIe x1, x4, x8 and x16
- Attach full-length PCI Express cards computers with limited card space
- Low profile host card allows for easy installation in low profile computers
- Supports peer-to-peer transfers between cards in the expansion chassis to provide full-bandwidth potential among I/O cards
- Daisy chain or fan out multiple expansion chassis to one computer


Features:

- Easy "Plug and Play" installation
- LEDs on backplane indicate active link, speed (Gen 1 or Gen 2), partial or complete lane training
- High-speed x8 or x16 interconnection
- Industrial 4U rack-mount enclosure
- Chassis provides superior EMI control, vibration, shock and moisture resistance
- Card hold down retainer
- All slots support full-length cards
- Four hot-swappable cooling fans
- Multiple power supply options with auxiliary power connectors to support cards requiring more than 75 Watts
- Automatic power-up control by computer



EB16 – Top View

1. Sixteen PCI Express slots
2. Card Retainers
3. Cooling fans (Hot-Swappable)
4. Power Supply



EB16 – Rear View

5. PCI Express card slot opening
6. iPass connector for cable
7. Power cord socket(s)
8. Power Switch

Hardware Included

9. 3m iPass cable
10. PCI Express Host Card (x8 or x16)



Configurations:

All Magma products can be purchased online at www.magma.com or through a reseller.

Base Models:

- EB16-BX4: ExpressBox 16 - (16) x4 PCIe slots
- EB16-BX8: ExpressBox 16 - (14) x8 and (2) x16 PCIe slots







Interconnect Options:

- X8 connection to computer
- X16 connection to computer

Power Supply Options:

- Standard 850 Watt
- Standard 1700 Watt
- Redundant 850 Watt

Specifications:

Technology	System Cooling	Regulatory Compliance
PCI Express Bus Specification Revision 2.0 PCI Local Bus Specification Revision 2.3 PCI Bridge Architecture Revision 1.2	Four 77CFM Backplane Fans - hot-swappable Power Supply Fan(s)	FCC Class A Verified RoHS Compliant 
Backplane	Host Connections and Power Consumption	Supported Operating Systems
EB16-BX4 - 16 slots, x4 PCIe EB16-BX8 - 14 slots, x8 PCIe & 2 slots, x16 PCIe	Low profile x8 PCIe: 1.25A @ +3.3V maximum x16 PCIe: 1.5A @ +3.3V maximum	Windows MacOS X Linux Solaris
Cable	Chassis Power Supply	Warranty
3-meter iPass	850 Watt, 1700 Watt or 850 Watt Redundant 100-240 VAC, 47-63 Hz Power Input 12V @ 60 Amps 3.3V @ 33 Amps	Money back guarantee 1 year return to factory
Interconnect Bandwidth	Environmental	 9918 Via Pasar, San Diego California 92126 Toll Free: 1.800.285.8990 Telephone: 1.858.530.2511 Fax: 1.858.530.2733 E-mail: sales@magma.com     ©2011 Magma. Magma and ExpressBox are trademarks of Mission Technology Group, Inc. All trademarks are the property of the respective trademark owners. Specifications are subject to change without notice.
Enclosure	MTBF	
4U Rack-mount 19" W x 7" H x 20" D Removable/cleanable air filter 28 lbs or 13Kg	850W standard power supply - 185,600 hrs 1700W dual standard power supply - 106,600 hrs 850W redundant power supply - 720,000 hrs	
Rack Installation		
Optional Chassis Trak® rack slide kit		